
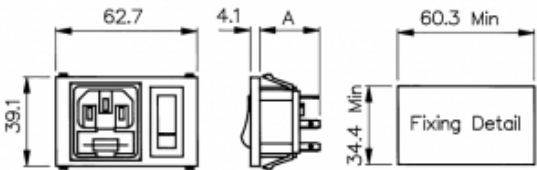


# BZH02/A0630/71 Datasheet

**Product Name // Horizontal Power Entry Module 62.7mm**  
**C14 Cold Condition Inlet Integral Single Fused (PF0011)**  
**2.8mm Tab Termination A0630 Filter (6A PS21/A L/C v3)**  
**Single Contact Illuminated Switch Marked I/O Red**

 [View Product Page](#)






BZH01/\*\*\*\*/\*\* } A = 59.7 With Filter  
BZH02/\*\*\*\*/\*\* } A = 27.4 Without Filter  
BZH15/\*\*\*\*/\*\* } A = 59.7 With Filter  
BZH16/\*\*\*\*/\*\* } A = 37.9 Without Filter  
Panel Thickness. 1.0, 1.5, 2.0, 3.0mm

// Product Description:	
<ul style="list-style-type: none"><li>Horizontal Power Entry Module 62.7mm/74.5mm</li><li>C14 Cold Condition Inlet with integral fuseholder(s) depending on part code:</li><li>Part codes prefixed BZH01, BZH02: PF0011 Single Fused Inlet</li><li>Part codes prefixed BZH15, BZH16: PF0033 Twin Fused Inlet</li><li>Choice of Termination depending on part code:</li><li>Part codes prefixed BZH01, BZH15: 6.3mm Tab</li></ul>	<ul style="list-style-type: none"><li>Part codes prefixed BZH02, BZH16: 2.8mm Tab</li><li>Choice of mains filter depending on part code:</li><li>Part codes containing /Z0000 are unfiltered</li><li>Choice of mains filter options (part codes containing codes starting /A)</li><li>Choice of many other options as specified by individual part code, including indicators, illuminated switches, switch markings, etc</li></ul>

// General Information:	
Product Display Title:	Horizontal Power Entry Module 62.7mm/74.5mm
Product Family:	IEC Connectors
Product Series:	Power Entry Modules
Current Max:	6A
Filter Type:	6A PS21/A L/C v3
Function:	C14 Inlets
Fuseholder Inlet Type:	Integral Single Fused
iec Connector Components:	None
iec Connector Mates With:	PF0011
iec Filter Options:	A0630
iec Horizontal Module Width:	62.7mm
iec Neon Colour:	Red
Inlet Type:	C14 Cold Condition Inlet
Switch Type:	Single Contact Marked I/O Illuminated
Voltage Max:	250V

// Product PDF Links

 [Power Entry Modules product data](#)