
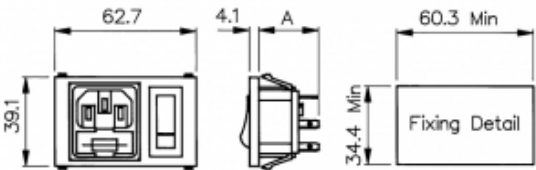


BZH02/A0620/74 Datasheet

Product Name // Horizontal Power Entry Module 62.7mm
C14 Cold Condition Inlet Integral Single Fused (PF0011)
2.8mm Tab Termination A0620 Filter (6A PS21/A L/C v2)
Single Contact Illuminated Switch Marked I/O Green

 [View Product Page](#)





BZH01/****/** } A = 59.7 With Filter
BZH02/****/** } A = 27.4 Without Filter
BZH15/****/** } A = 59.7 With Filter
BZH16/****/** } A = 37.9 Without Filter
Panel Thickness. 1.0, 1.5, 2.0, 3.0mm

// Product Description:

- Horizontal Power Entry Module 62.7mm/74.5mm
- C14 Cold Condition Inlet with integral fuseholder(s) depending on part code:
- Part codes prefixed BZH01, BZH02: PF0011 Single Fused Inlet
- Part codes prefixed BZH15, BZH16: PF0033 Twin Fused Inlet
- Choice of Termination depending on part code:
- Part codes prefixed BZH01, BZH15: 6.3mm Tab

- Part codes prefixed BZH02, BZH16: 2.8mm Tab
- Choice of mains filter depending on part code:
- Part codes containing /Z0000 are unfiltered
- Choice of mains filter options (part codes containing codes starting /A)
- Choice of many other options as specified by individual part code, including indicators, illuminated switches, switch markings, etc

// General Information:

Product Display Title:

Product Family:

Product Series:

Current Max:

Filter Type:

Function:

Fuseholder Inlet Type:

iec Connector Components:

iec Connector Mates With:

iec Filter Options:

iec Horizontal Module Width:

iec Neon Colour:

Inlet Type:

Switch Type:

Voltage Max:

Horizontal Power Entry Module 62.7mm/74.5mm

IEC Connectors

Power Entry Modules

6A

6A PS21/A L/C v2

C14 Inlets

Integral Single Fused

None

PF0011

A0620

62.7mm


Green

C14 Cold Condition Inlet

Single Contact Marked I/O Illuminated

250V

// Product PDF Links

 [Power Entry Modules product data](#)