
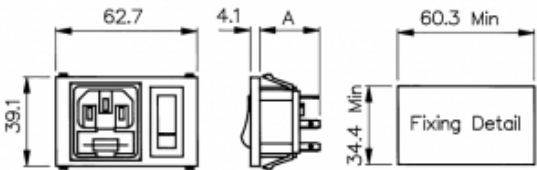


BZH02/A0320/08 Datasheet

Product Name // Horizontal Power Entry Module 62.7mm
C14 Cold Condition Inlet Integral Single Fused (PF0011)
2.8mm Tab Termination A0320 Filter (3A PS21/A L/C v2)
Single Contact Illuminated Switch Green

 [View Product Page](#)






BZH01/****/** } A = 59.7 With Filter
BZH02/****/** } A = 27.4 Without Filter
BZH15/****/** } A = 59.7 With Filter
BZH16/****/** } A = 37.9 Without Filter
Panel Thickness: 1.0, 1.5, 2.0, 3.0mm

// Product Description:	
<ul style="list-style-type: none">Horizontal Power Entry Module 62.7mm/74.5mmC14 Cold Condition Inlet with integral fuseholder(s) depending on part code:Part codes prefixed BZH01, BZH02: PF0011 Single Fused InletPart codes prefixed BZH15, BZH16: PF0033 Twin Fused InletChoice of Termination depending on part code:Part codes prefixed BZH01, BZH15: 6.3mm Tab	<ul style="list-style-type: none">Part codes prefixed BZH02, BZH16: 2.8mm TabChoice of mains filter depending on part code:Part codes containing /Z0000 are unfilteredChoice of mains filter options (part codes containing codes starting /A)Choice of many other options as specified by individual part code, including indicators, illuminated switches, switch markings, etc

// General Information:	
Product Display Title:	Horizontal Power Entry Module 62.7mm/74.5mm
Product Family:	IEC Connectors
Product Series:	Power Entry Modules
Current Max:	3A
Filter Type:	3A PS21/A L/C v2
Function:	C14 Inlets
Fuseholder Inlet Type:	Integral Single Fused
iec Connector Components:	None
iec Connector Mates With:	PF0011
iec Filter Options:	A0320
iec Horizontal Module Width:	62.7mm
iec Neon Colour:	Green
Inlet Type:	C14 Cold Condition Inlet
Switch Type:	Single Contact Illuminated
Voltage Max:	250V

// Product PDF Links

 Power Entry Modules product data